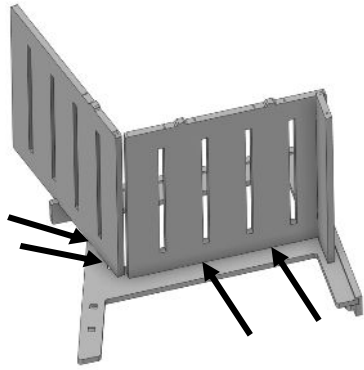


Amalfi Club Chair Assembly Instructions


Step 1

Place left side frame on side and attach seat and back assembly with screws provided.



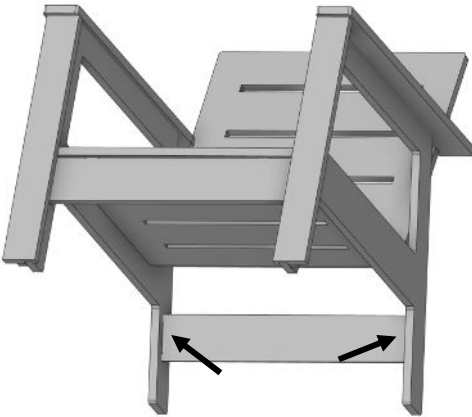
Step 2

Repeat step 1 with opposite side frame



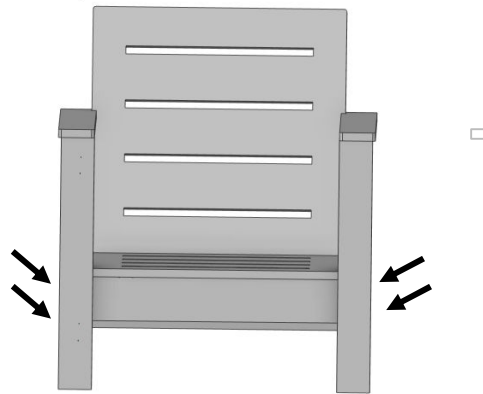
Step 3

Insert rear leg crosser and attach with 2 screws.



Step 4

Fasten front leg crosser/seat support with 2 screws per side.



Congratulations, you are done!
Enjoy your new piece of furniture.